



ROOFLIGHTS & LANTERNS

- LET EVEN MORE LIGHT INTO YOUR HOME -



BRIGHTENING UP YOUR HOME

ROOFLIGHT OR LANTERN?	04
LANTERN	06
SECURED BY DESIGN	10
GLASS OPTIONS	11
OPAL ROOFLIGHT FIXED	12
OPAL ROOFLIGHT OPENING	16

ROOFLIGHT OR LANTERN?

Adding a flat rooflight or lantern to your property will transform any room as they are designed to let the maximum amount of light & warmth in and keep intruders out. With both options available, how do you choose which style is best for your project? Here we look at the key differences.

FLAT ROOFLIGHT



- Perfect choice for a streamline, contemporary look
- Low level and clean simple lines compliment most flat roofed extensions
- Provide unimpeded views as they do not require glazing bars
- May provide a more cost effective solution if you have a smaller budget
- Available as either a fixed or opening option
- Security by design with internal fixing straps and no external fixings

LANTERN

- Ideal if you want maximum light as they are better at channelling light from all angles
- The pitched shape of a lantern roof adds character to any flat roof project
- Provides a stunning architectural show-piece in your home
- Creates larger openings for maximum effect. Up to 6 metres in length which will often make your room look bigger
- Available in any colour



FLAT ROOFLIGHT



LANTERN ROOF

OPAL S1 LANTERN

The Opal S1 Lantern roof is the most secure, sustainable and stylish roof lantern in the UK. Choosing the right lantern for your home is an important decision. It should let the maximum amount of light in, retain the heat and keep intruders out. This aluminium lantern roof has been designed from the ground up to meet your every need and provide you with a warmer, slimmer and much more secure roof lantern.

The S1 Opal Lantern is the only lantern on the market with 'Secure by Design' approval, providing peace of mind that your new lantern is both stylish & secure. Deep internal bars create an ultra strong structure for spans up to 3.2 x 6m without tie bars. The ultra low line aesthetics gives a stylish, architectural appearance, enhanced with hard-wearing powder coated aluminium inside & out. Security is built into the heart of every Opal S1 lantern protecting you & your home.



Police Preferred Specification
read more on page 10



The UK's most secure lantern



Thermlock* technology



1.0 U-value W/(m²K)*



Available in ANY colour


**subject to glass specification*

FEATURES

- The UK's most secure, sustainable & stylish roof lantern
- Anti-tamper screws, anti-tamper glazing, security tape and the unique high security ridge end make for ultimate security
- Secure by Design (SBD) laminate glass upgrade available
- Thermlock* technology keeps the property insulated & heating bills low
- 28mm glazing provides a 1.0 U-value W/(m²K) centre pane*
- Unique co-extruded perimeter seal ensures draughts & rain are kept outside
- Slim, consistent, 50mm rafter, hip and ridge sightlines maximise the light
- Ultra low line aesthetics so rafter & hip cap sit close to the glazing level on the exterior
- Corner & rafter end can run perfectly in line with the perimeter of the lantern so no unsightly angles jut out.
- Available in a range of colours to suit every home & interior (3 standard powder coated colours)
- Option to choose a different colour for the interior and exterior
- Bespoke RAL colours can be specified to match your project requirements (available in matt, satin or gloss finishes)
- Available in a choice of 10 styles from square 'pyramid' designs to grander options suitable for larger 'orangery' projects
- Maximum sizes go up to 3.2m wide by an impressive 6m long
- All lanterns are set at a 25° pitch and weather rated for the whole of the UK*
- Integral LED light channel features around the perimeter of the roof giving you an easy way to add mood lighting
- Proudly designed and manufactured in the heart of the UK

*Based on SBD's test criteria


STYLES



STANDARD COLOURS



BESPOKE COLOURS EXAMPLES



Bespoke colours available

Please note the colours specified above are for illustrative purposes and are for a guide only.



SECURE, SUSTAINABLE & STYLISH


SECURED BY DESIGN

Our award winning SI Opal Lantern is one of the most secure roof lanterns in the UK and now comes with a **Secured by Design** (SBD) upgrade option. SBD is a police-backed initiative that identifies products that offer increased levels of security. This optional security upgrade adds an extra layer of defence, ensuring that your SI Opal aluminium roof lantern is secure enough to withstand opportunist criminals, providing extra peace of mind.

The optional upgrade adds additional security clamping plates, locking the SBD lantern's laminated glass panels in place, preventing them from being lifted and removed by would-be intruders* even if rafter top caps have been removed. These stainless steel components are held firmly in place by stainless steel security screws for added strength. This optional security upgrade is invisible on finished roofs and doesn't compromise the stylish contemporary design or thermal performance.



**Mainstream residential roof lantern - not utilising bonded glass.*



GLASS OPTIONS

There is a range of glass options available for you to consider when choosing your lantern roof. Choosing the correct glass means you get a better quality of light and thermal efficiency. It's also important to consider the location of the roof too for example whether or not it's North or South facing.

Glazing as standard is:

- 28mm
- 4/20/4
- 1.0 U value
- Self cleaning
- Available in a range of tints: Neutral, Blue, Bronze and Aqua

U value measures heat loss through the unit. The lower the U value, the warmer the room will be in cooler months.



FIXED OPAL ROOFLIGHT

The Fixed Opal Flat Rooflight is a contemporary fixed roof light system which provides maximum daylight with minimal framework. Its ultra modern, slimline design provides more visible glass for unobstructed views and even more light. With no exterior trims or fixings, this flat rooflight provides ultimate aesthetics and security - more than any other rooflight. The Opal Flat Rooflight is perfect for adding extra light and a sense of space into a flat roof extension such as a kitchen or bathroom. Pre-assembled with double glazing as standard, this rooflight provides your home with exceptional energy efficiency due to its thermally broken aluminium frame and centre pane U-values ranging from 0.6 to 1.2 W/m²K. With a true one-piece fixing method, the Opal Rooflight is one of the fastest & most secure rooflights to install with no exterior fixings or fastenings (internal fixing method). The rooflight can be plastered and painted up to the edge for clean aesthetics and a modern finish.



one-piece fixing strap



Ultimate security



Fast installation



0.6 - 1.2 U-value W/(m²K)



Available in any RAL colour
(Grey 7016 as standard)



FEATURES


- Ultra modern, slimline design
- More visible glass than a traditional pitched roof-light
- Low profile design makes for easy maintenance and unobstructed views
- No exterior trims, flashings or fixings
- Modular and bespoke sizes available
- Available in any RAL colour (RAL 7016, 30% gloss as standard)
- Pre-assembled and pre-glazed with 28mm toughened glass as standard
- Silicone blackout border as standard
- Noise reducing glass - available with triple glazing
- Maximum glazed area 3m²
- Thermally broken aluminium frame
- Suits kerb width of 48mm - 75mm (bigger kerb can be used - up to 100mm) - 5° pitch required to shed water
- 150mm minimum kerb height required at the lowest point (as per LABC guidelines)
- No external fixings - fixed internally for safer installation & ultimate security
- Mechanically cleated corners with secure hidden fixtures
- Manufactured to suit new & existing openings
- Centre pane U Values ranging from 0.6 to 1.2 W/m²K
- True one-piece fixing method making it one of the fastest & most secure roof-lights to install



OPENING OPAL ROOFLIGHT

Contemporary but practical, our Opening Opal Rooflight system is designed to meet the needs of the modern building using environmentally friendly materials to deliver superior aesthetics and crisp clean lines. Once installed the secure rooflight maximises natural light, providing an elegant appeal to any home, office, school or hotel whilst offering additional natural ventilation.

This innovative and practical aluminium rooflight system is available in both a standard **opening** or **egress** versions and a wide range of sizes to bring light & ventilation into your living space. Units are designed with the minimum use of glazing bars and have narrow sightlines to provide the look of a frameless system. All profiles have polyamide breaks which provide excellent thermal efficiency and both are available in single or dual colour offerings.



FEATURES

- Environmentally friendly materials are used, delivering superior aesthetics creating crisp, clean lines
- Unobstructed views of the sky
- Opening rooflight opens up to 360mm to enable air to filter through
- Egress version opens up to a 70° angle allowing access to the rooftop
- The maximum width of rooflight for a single actuator is 1300mm
- The maximum width of rooflight for a dual actuator is 2500mm
- Designed to allow glass to be removed in the event of double glazed unit failure
- Electric or manual operations available
- Flush or stepped edge option
- Profile features 24mm polyamide thermal breaks
- Installation pitch of 4° - 5°
- Single or dual colour profiles

